STATISTICHE SITO WEB FLORENCEBIKE.NET

ANNI	Visite Totali	Visualizzazione Pagina	Browser Mobile	Visite Sud America	Visite Nord America	Visite Europa	Visite Asia	Visite Africa	Visite Australia
2011	8.495	11.708	378	22	1.655	6.627	182	4	5
2012	21.184	20.460	5.142	55	6.558	13.622	902	32	15
2013	98.348	63.377	33.048	856	16.555	62.382	4.317	414	186
2014	167.721	48.511	53.585	1.567	15.428	124.136	6.769	1.134	313
2015	190.397	45.073	75.645	1.517	19.145	134.441	6.338	687	641
2016	200.763	48.884	80.641	2.145	19.433	138.082	5.127	780	692
2017	104.335	28.602	31.212	1.430	18.889	76.395	3.799	496	595
2018	118.104	32.328	30.283	2.063	26.436	78.739	5.314	674	894

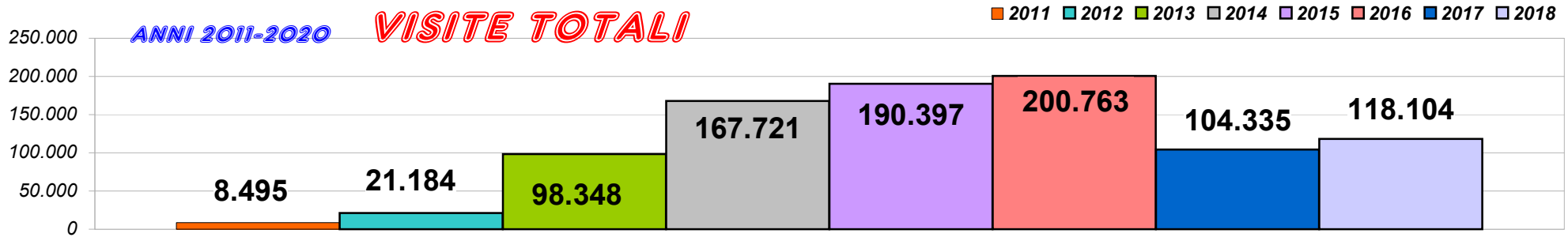
ANNI 2011-2020
VISITE TOTALI
2011 2012 2013 2014 2015 2016 2017 2018
250.000
200.000
150.000
100.000
50.000
0
8.495
21.184
98.348
167.721
190.397
200.763
104.335
118.104

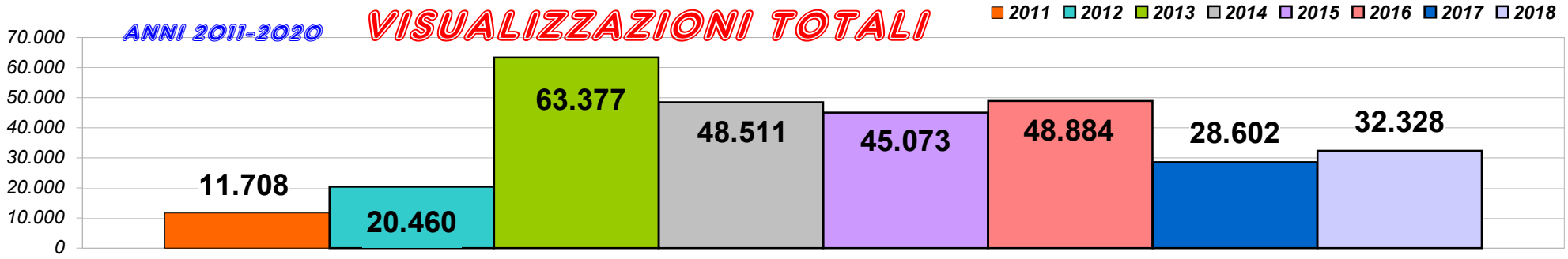
ANNI 2011-2020
VISUALIZZAZIONI TOTALI
2011 2012 2013 2014 2015 2016 2017 2018
70.000
60.000
50.000
40.000
30.000
20.000
10.000
0
11.708
20.460
63.377
48.511
45.073
48.884
28.602
32.328

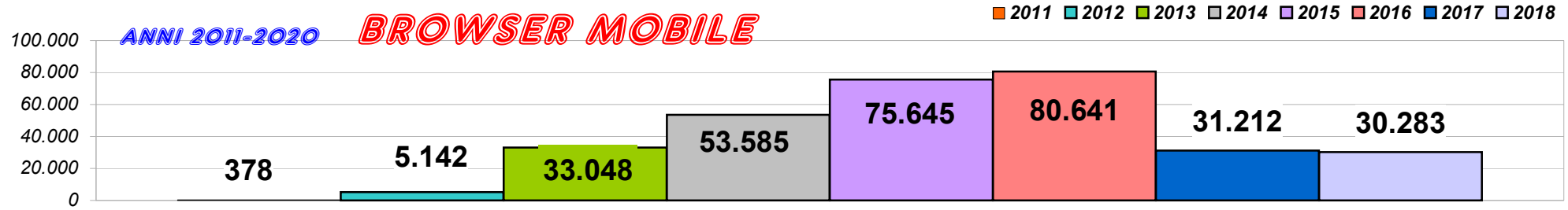
ANNI 2011-2020
BROWSER MOBILE
2011 2012 2013 2014 2015 2016 2017 2018
100.000
80.000
60.000
40.000
20.000
0
378
5.142
33.048
53.585
75.645
80.641
31.212
30.283

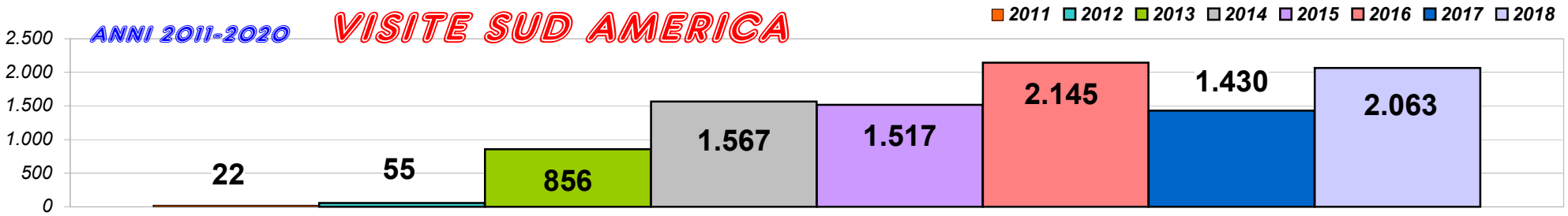
ANNI 2011-2020
VISITE SUD AMERICA
2011 2012 2013 2014 2015 2016 2017 2018
2.500
2.000
1.500
1.000
500
0
22
55
856
1.567
1.517
2.145
1.430
2.063

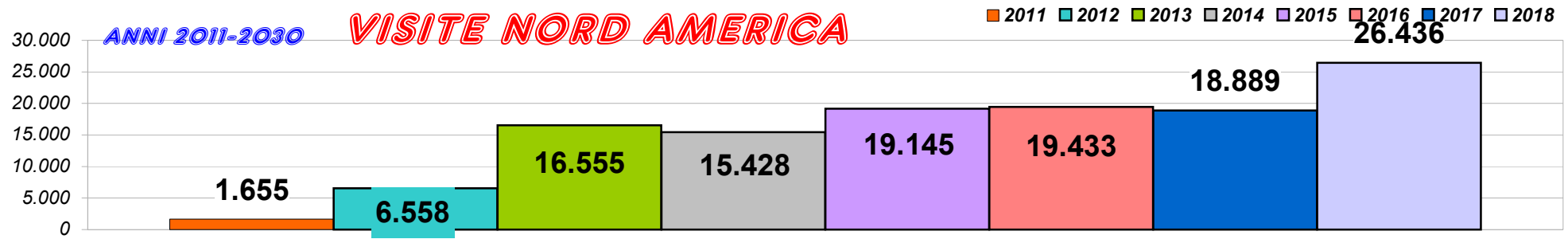
ANNI 2011-2030
VISITE NORD AMERICA
2011 2012 2013 2014 2015 2016 2017 2018
30.000
25.000
20.000
15.000
10.000
5.000
0
1.655
6.558
16.555
15.428
19.145
19.433
18.889
26.436

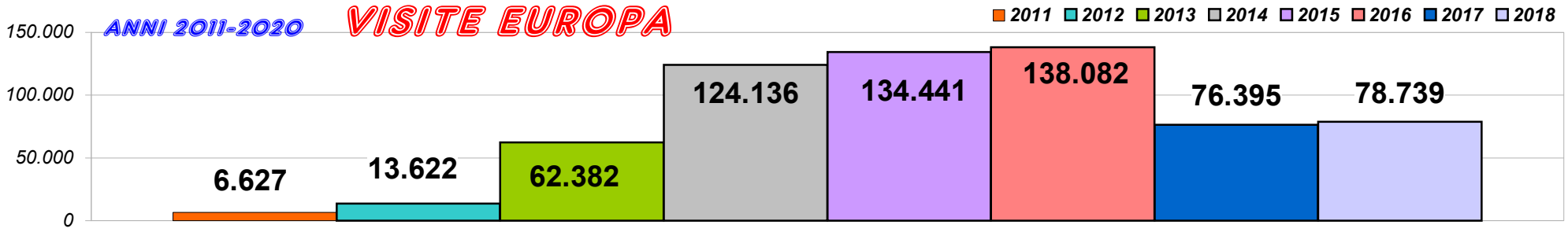
ANNI 2011-2020
VISITE EUROPA
2011 2012 2013 2014 2015 2016 2017 2018
150.000
100.000
50.000
0
6.627
13.622
62.382
124.136
134.441
138.082
76.395
78.739

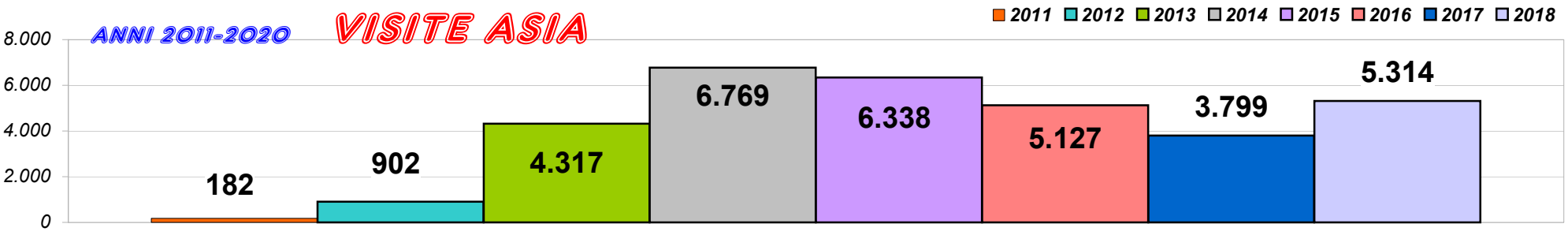
ANNI 2011-2020
VISITE ASIA
2011 2012 2013 2014 2015 2016 2017 2018
8.000
6.000
4.000
2.000
0
182
902
4.317
6.769
6.338
5.127
3.799
5.314

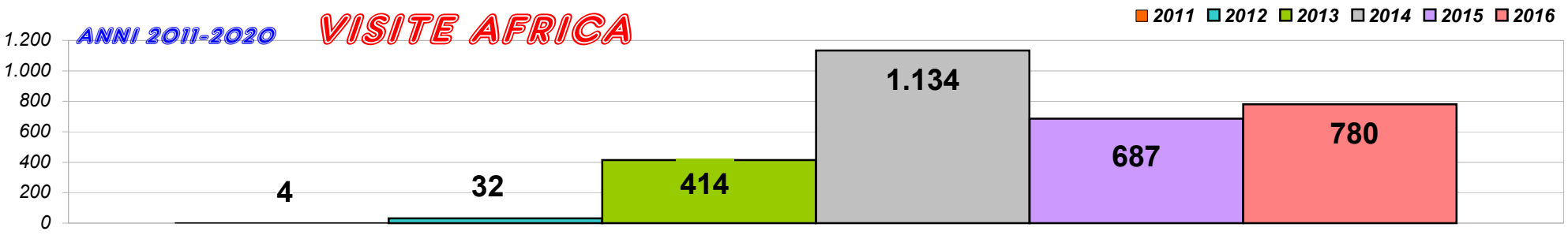
ANNI 2011-2020
VISITE AFRICA
2011 2012 2013 2014 2015 2016
1.200
1.000
800
600
400
200
0
4
32
414
1.134
687
780

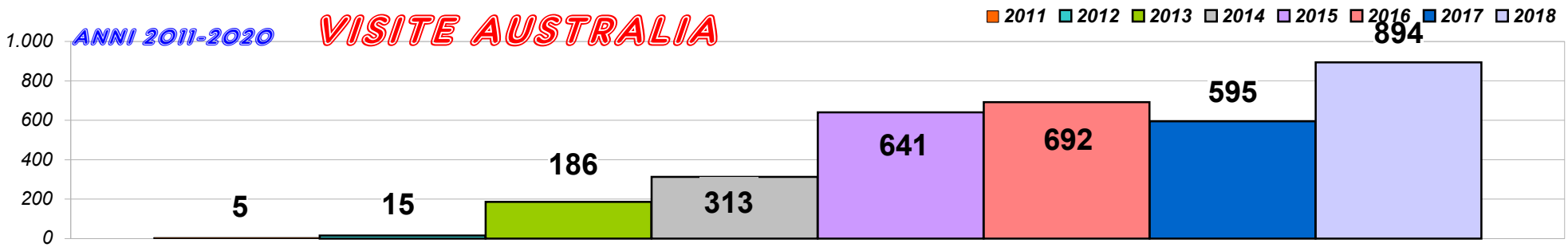
ANNI 2011-2020
VISITE AUSTRALIA
2011
2012
2013
2014
2015
2016
2017
2018
1.000
800
600
400
200
0
5
15
186
313
641
692
595
894